

青岛北海车轮有限公司
QINGDAO BEIHAI WHEELS CO., LTD

山东省青岛平度市明村镇驻地
Mingcun Industrial Park, Pingdu,
Qingdao, China. 266723

Email: sales@beihaiwheel.com

驱动 新征程

www.beihaiwheel.com




 **BEIHAI**

W H E E L S




DRIVING A NEW JOURNEY




B
E
I
H
A
I

目录 CONTENTS



关于北海 WHO WE ARE	P 03
公司荣誉 HONOR	P 05
技术参数 TECHNICAL DATA	P 09
农林拖拉机车轮 TRACTOR WHEELS	P 12
收割机车轮 HARVESTER WHEELS	P 17
打捆机及拖车车轮 BALER&TRALIER WHEELS	P 19
灌溉机车轮 IRRIGATION MACHINE WHEELS	P 21
采棉机车轮 COTTON PICKER WHEELS	P 22
高空作业及工程车辆车轮 BOOM LIFT & CONSTRUCTION VEHICLE WHEELS	P 24
农机具车轮 AGRICULTURAL WHEELS	P 25
装配尺寸 ASSEMBLY SIZE	P 27



关于北海 BEIHAI PROFILE



**青岛北海车轮有限公司，
高端车轮驱动系统技术领导者！**

**BEIHAI WHEELS---
LEADER IN HIGH-END
WHEEL DRIVE SYSTEMS!**

北海车轮成立于2010年4月，是一家集汽车车轮设计开发、生产制造、销售服务为一体的专业化汽配企业。现有员工128人，其中高级研发技术人员22名，拥有实用新型专利6项。可设计制作15° DC无内胎车轮、5° DC无内胎车轮、W系类农林车轮、DW系列农林车轮、工程车轮等，并可根据客户要求定制生产各种类型的产品。

Our company was established in April 2010, The company is a specialized enterprise integrating design, development, production and sales of automobile wheels with one body. The company has 22 R&D technicians and 6 utility model patents now. We can produce the 15° DC TUBELESS WHELL, 5° DC TUBELESS WHELL, W series agro-forestry wheel, engineering wheel, etc., and can produce all kind of wheels according to the customer`s requirement.

现有专业售后服务团队30人，在农忙期间配合主机公司为用户提供直达田间服务。与配套厂商进行战略合作，做到信息共享，产品及时更新升级，提高了产品以及农业机械整机在同行业的竞争力。连续多年获得**中国一拖、潍柴雷沃、中联重科、五征集团、时风集团、科乐收、道依茨法尔**等客户的一致认可和好评。

We have professional after-sale team, and provide door-to-door service by busy season. We shared the information, resource with our partner to make products better adapt to the market and enhance our competitiveness. Our products and after-service was widely recognized at partner.-like **YTO GROUP, Weichai Lovol, Zoomlion, Wuzheng Corporation, Shifeng Corporation, Claas, Deutz-Fahr**, etc.

公司自成立以来始终坚持“以人为本，诚信立足”的经营原则，坚持“质量第一，客户至上”的服务理念，倡导“科技创新、诚信经营”的企业文化，与时俱进，真诚希望与更多的国内外客户建立长期的合作关系，共创美好未来。

Our business principle is “people-oriented, integrity based”, service philosophy is “quality first, customer first”, enterprise culture is “scientific and technological innovation and good faith management”. Sincerely hope to establish long-term cooperative relationship with more customers at home and abroad to create a better future.

北海优势 BEIHAI COMPETITIVE

全自动生产设备
AUTOMATIC PROCESSING EQUIPMENT

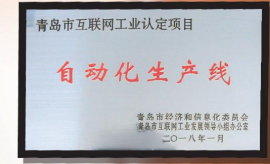
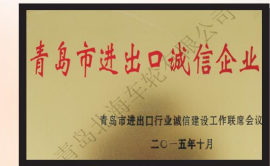

数字化仓储
DIGITAL STORAGE

科学化管理
SCIENTIFIC MANAGEMENT

软硬件设施提供充足产能
SUFFICIENT CAPACITY

DRIVING A NEW JOURNEY
驱动 新征程

科技+创新



INNOVATION

5°一体式	12"	14"	15"	15.3"	16"	16.1"	17"	18"	20"	24"	26"	28"	30"	32"	34"	36"	38"	40"	42"	44"	46"	48"	50"	52"	54"
3.00D	3.00D	6.00F	9.00	4.00E	W11C	13.00	5.50F	5.50F	W7	W10	W8	W12	W8	W15L	W7	W10	W8	W8	W7	W10	W8	W10	W10	W10	W10
4.00E	4.5J	9.00		4.50E	W14C	16.00	9	W7	W8	W11	W9	W13	W10	W16L	W8	W11		W10	W8	W12	W10	W12	W12	W12	W12
4.50E		13		5.00F			11	W8	W9	W12	W10	W14L	DW20B	W18L	W10	W12		DW16L	W10	DW13	W11	W13		W13	W13
7.00		W8		5.50F			13	W9	W10	W13	W11	W15L	DW23B	DW15L	W11	W15L		DW18L		DW16L	W12	DW16L		W16L	W16L
				6.00F					W10	W11	W15L	W12	W16L	DW25B	DW16L	W12	W16L		DW20B		DW18L				
				W7					W11	W12	DW15L	W13	DW15L	DW27B	DW18L		W18L		DW23B		DW20B				
				W8					W12	W13	DW16L	W14L	DW16L	DW36B	DW20B		DW15L		DW25B		DW23B				
				W9					W13	W14L	DW20B	W15L	DW18L	DW44B			DW16L		DW27B		DW25B				
				W10L					W14L	W15L	DW25B	DW13	DW20B				DW18L				DW27B				
				W11L					W16L	W16L	4.00JA	DW15L					DW20B								
				5.50J					13	DW14L		DW16L					DW23B								
										DW16L		DW18L					DW25B								
										DW18L		DW20B					DW27B								
										10.00															

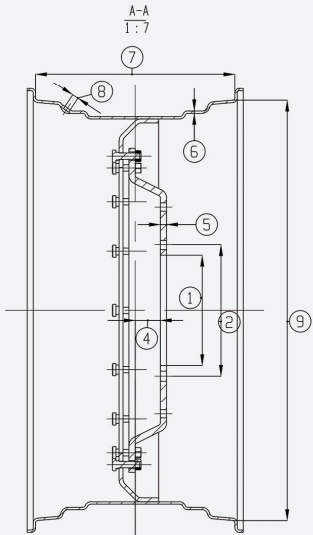
15°一体式	15.5"	16.5"	17.5"	19.5"	22.5"	24.5"	26.5"	30.5"
	13.00	8.25	6.75	9.00	8.25	11.75	20.00	20.00
	17.00	9.75	10.5	9.75	9.00	13.00	24.00	24.00
		12.00		11.75	9.75	15.00	28.00	28.00
				13.00	11.75			
				14.00	13.00			
					14.00			
					15.00			
					16.00			
					20.00			
					24.00			
					28.00			

DRIVING A NEW JOURNEY

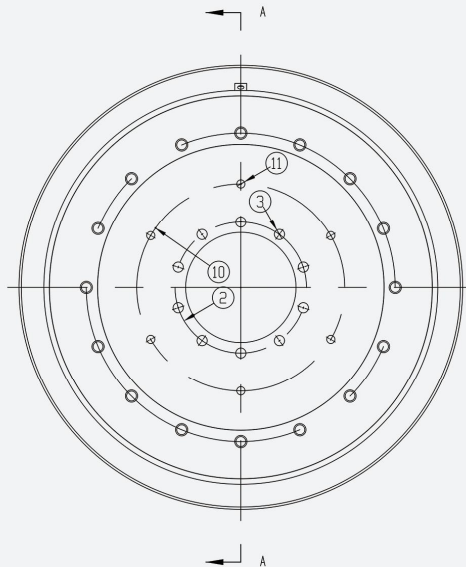
车轮说明 SPECIFICATIONS

1	中心孔直径 Center hole diameter	7	轮辋宽度 Width of rim
2	分度圆直径 PCD(Pitch Circle Diameter)	8	气门孔直径 Valve Hole Diameter
3	螺栓孔直径 Bolt hole diameter	9	标定直径 Diameter of rim
4	偏距 Offset	10	配重孔分度圆 PCD for balancing hole
5	轮辐板厚 Thickness of disc material	11	配重孔直径 DIA for balancing hole
6	轮辋板厚 Thickness of rim material		

剖面图
SECTION



前视图
FRONT VIEW

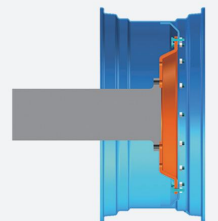

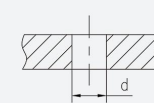
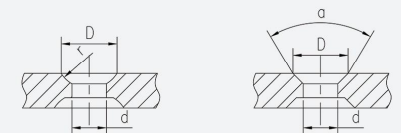
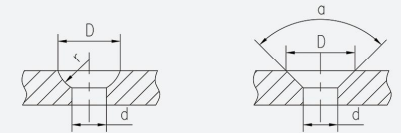


螺柱孔类型 Stud hole types

球形螺柱孔尺寸 Spherical stud holes dimensions				锥形螺柱孔尺寸 Conical stud holes dimensions			
Nr/No.	d	D	r	Nr/No.	d	D	a
1	18,5	24	14	1	18,5	24	60°
2	21,5	27	16	2	21,5	27	90°
3	27	32	18	3	27	32	60°
5	32,2	37	22,2	5	32,2	37	90°
12	16	20	12	12	16	20	90°

标准节圆直径 (PCD) Standard pitch circle diameters(PCD)

No. of bolt holes	Central hole diameter	PCD	Bolt hole diameter
n	D1	D2	d
5	70	112	16
	80	115	16
	94	140	16.5/18.5
	101.7	139.7	16
	110	160	18.5
6	135	175	20
	290	335	21.5
	80	120	20
	85	130	18
	117.7	152.4	14.7/16/18
	135	170	17
	161	205	21.5
8	163	222.3	32
	180	230	20
	280	325	20
	382.5	425	17
	109	152.4	17
	110	152.4	20.5
	140	203.2	21
	145	190	20.5
	151	203.2	20
	152.6/153	203.2	17/19
10	160	220	27
	161	205	21.5
	170	220	27
	199.5	250	21.5
	221	275	21.5/27
	290	330	17
	362.5	405	17
	281	335	27
12	390	430	17





我们可以满足客户的个性化要求，定制任何色彩的产品
OUR PAINT SHOP ARE ABLE TO MATCH ANY COLOR ON THE INDIVIDUAL REQUEST OF OUR CLIENT

- ◎ **极佳的耐久性**
轮盘厚度达到20mm
- ◎ **高载荷能力**
科学的结构设计
- ◎ **耐腐蚀性好**
多级粉末涂料保护
- ◎ **品质与美观**
A 等级钢原材料
+自动化生产技术

DURABILITY
Discs up to 20mm thick

HIGH LOAD CAPACITY
Reasonable structure

ANTI-CORROSION PROTECTION
Multistage powder paint

QUALITY& AESTHETICS
A Grade steel &
automation of production

FEATURES

轮辋直径 Wheel DIA.	型号 Wheel Size	匹配轮胎 Tire Size	中孔 Center Hole (mm)	分布圆 P.C.D. (mm)	螺孔数 Bolt Hole	螺孔孔径 Hole DIA. (mm)	连接方式 Connection mode	偏距 Offset (mm)
12"	3.00D	4.00-12	79	114.3	5	13	焊接 Welding	70
	4.50E	6.00-12	92	127	4	15		-1
	7.00	10.0/80-12	93/94	140	5	15/16.5/20		0/25
14"	3.00D	4.00-14	100.5/102	161	6	15/17/20	焊接 Welding	0/25
	4.50J	6.00-14	110	140	5	15		0
15"	6.00F	9.00-15	110	140	6	12/15/17	焊接 Welding	0/30
	W8	11L-15	110	150	6	14		5
16"			110	152	4	20	焊接 Welding	25/20
			110/118	152.4	6	17/18/20		0/80
	4.00E	5.50-16	120.5	205	5	16.5		0
	4.50E	6.00-16						
	5.00F	6.50-16	120/130	165	6	17/20		20
	5.50F	7.50-16						
	6.00F	7.50-16	136	170	6	18		-11
	W7	8.3-16	140	190	6	19		25/30
	W8	9.5-16						
W9	9.5-16	140/141	180	6	17	0/30/50		
W10L	11.00-16	151/152.4	203.2	8	17/18	7/70		
W11L	13/65-16							
			158	205	5	17	0/20	
			161	205	6	19/21.5	0	



多级喷漆+
高精度焊接

HIGH PRECISION+

轮辋直径 Wheel DIA.	型号 Wheel Size	匹配轮胎 Tire Size	中孔 Center Hole (mm)	分布圆 P.C.D. (mm)	螺孔数 Bolt Hole	螺孔孔径 Hole DIA. (mm)	连接方式 Connection mode	偏距 Offset (mm)
20"	5.50F	7.50-20	150	200	6	17	焊接 Welding	23
	W7	8.3-20	220	275	8	22		0
	W8	9.5-20	250	285	6	17	焊接/螺栓 Welding/ Bolt	13/63/122.5
	W10	11.2-20	290.5	330	8	17		0/34
	W11	340/65R20						
24"	W13	420/65R20						
			102	161	6	17	焊接 Welding	50
	W7	8.3-24	120/130	165	6	17	螺栓 Bolt	0/54/85/100
	W8	9.5-24	136	170	6	19	焊接 Welding	160
	W9	10-24	140/141	180	6	17	焊接 Welding	0/42/70
	W10	11.2-24	220/221	275	8	21/22	焊接/螺栓 Welding/ Bolt	0/30
	W11	12.4-24						
	W12	13.6-24	250	285	6	17	螺栓 Bolt	4.5/62.5/54
	W13	14.9-24	281	335	10	21	螺栓 Bolt	0/30
	W14L	440/65R24	290.5	330	8	17	焊接/螺栓 Welding/ Bolt	0/66/74/78/132
W15L	16.9-24							

轮辋直径 Wheel DIA.	型号 Wheel Size	匹配轮胎 Tire Size	中孔 Center Hole (mm)	分布圆 P.C.D. (mm)	螺孔数 Bolt Hole	螺孔孔径 Hole DIA. (mm)	连接方式 Connection mode	偏距 Offset (mm)
26"	W10	11.2-26	130	165	6	17	螺栓 Bolt	32.5
	W11	12.4-26	221	275	8	22		0/20/75
	W13	14.9-26	281	335	10	21	焊接/螺栓/支架 Welding/ Bolt/ Flange	-50
	W15L	16.9-26	290	330	8	17		0/15/50/-15
28"			120/130	165	6	20		50/69
	W8	9.5-28	141	180	6	17	焊接/螺栓 Welding/ Bolt	30/50/117
	W10	11.2-28	141	190	6	17		53
	W11	12.4-28	152.4	203.2	6	17/18/21		0/70
	W12	13.6-28	160	240	8	24		80
	W13	14.9-28	221/220	275	8	21	螺栓/焊接/支架 Welding/ Bolt/ Flange	5/45/112
	W15L	16.9-28	281	335	10	21		40
	DW13	14.9-28	290	330	8	17		0
	DW15L	16.9-28						


 单螺栓
 Bolt

 双螺栓
 Double Bolt

 支架
 Flange

 焊接
 Welding

轮辋直径 Wheel DIA.	型号 Wheel Size	匹配轮胎 Tire Size	中孔 Center Hole (mm)	分布圆 P.C.D. (mm)	螺孔数 Bolt Hole	螺孔孔径 Hole DIA. (mm)	连接方式 Connection mode	偏距 Offset (mm)
30"	W12	13.6-30	152.4/162.4	203.2	8	21	焊接 Welding	25.4/20/18
	W15L	16.9-30	220/221	275	8	19/21		76/60
	W16L	18.4-30	220	280	8	23	螺栓 Bolt	45
	DW15L	16.9-30	281	335	10	21		35
	DW16L	18.4-30	290.5	330	8	17		50
32"	W8	9.5-32	152.4/162.4	203.2	8	18.8	螺栓 Bolt	0/50/-5
	W10	11.2-32						
34"	W15L	16.9-34	152.4	203.2	8	21	螺栓 Bolt	12/45
	DW15L	16.9-34	220	280	8	23		45
	DW16L	18.4R34	240	295	8	21		96
	DW18L	600/70R34	281	335	10	26		54/-26.5

*表中未列出的其他规格, 可以根据客户需求进行设计
 Products can be customized according to the customer needs

轮辋直径 Wheel DIA.	型号 Wheel Size	匹配轮胎 Tire Size	中孔 Center Hole (mm)	分布圆 P.C.D. (mm)	螺孔数 Bolt Hole	螺孔孔径 Hole DIA. (mm)	连接方式 Connection mode	偏距 Offset (mm)	
38"	W10	11.2-38	152.4	203.2	8	21	焊接 Welding 螺栓 Bolt 支架 Flange	0/-14.5/96	
	W11	12.4-38						220/221	275
	W12	13.6-38							
	W15L	16.9-38							
	W16L	18.4-38	240	295	8	21		96	
	W18L	20.8-38	220	280	8	23		26/23	45
	DW16L	520/85R38							
	DW18L	580/70R38	281	335	10	26/23		14/-26.5/35/205	158
	DW20A	650/65R38							
	DW23A	650/70R38	435	480	12	21			
42"	DW16L	520/85R42	240	295	8	21	焊接 Welding 支架 Flange	96	
	DW18L	580/70R38	281	335	10	26/23		35/205	
	DW20A	650/65R42							
DW25A	710/70R42								
46"	DW16L	80/80R46	281	335	10	23		135	
48"	W10	270/95R48	290.5	330	8	17		36	



北海车轮以其高载荷的特性，辅助联合收割机在最严苛的工作环境下，避免停机及其他差错，确保更快速、安全的收割粮食。

The unique BEIHAI combine harvester wheels have higher load capacities, can avoiding the downtime and mistakes under the most restrictive working conditions and ensure a quicker process of gathering crops



轮辋直径 Wheel DIA.	型 号 Wheel Size	匹配轮胎 Tire Size	中 孔 Center Hole (mm)	分布圆 P.C.D. (mm)	螺 孔 数 Bolt Hole	螺栓孔径 Hole DIA. (mm)	连接方式 Connection mode	偏 距 Offset (mm)
15.3"	9.00	12.0/75-15.3	102	161	6	17	焊接 Welding	15
24"	W10 W11 W12 W13 DW14L DW16L DW18L	11.2-24 12.4-24 13.6-24 14.9-24 440/70-24 500/70R24 540/65R24	110	140	5	15	焊接 Welding	0
			140	190	6	21		0
			152.4	203.2	8	17		0/50/100
			158	205	5	17		0/-15/15/25
			161	205	6	21		0/-35
			140	210	8	21		93/107
			160	240	8	22	107	
30"	DW16L	16.9-30 520/70R30	370	425	12	23	焊接 Welding	-80
18"	9.00	10.5-18	152.5	203.2	6	17	对开式车轮 Divided Wheel	/
24"	14 10 17	16.0-24 11.2-24 19.5-24	500	535	12	18	对开式车轮 Divided Wheel	/
			152.4	203.2	8	22		/
			500	535	12	18		/
32"	DW27A	900/70R32	446	510	12	23	对开式车轮 Divided Wheel	123
38"	DW23A	650/70R38	281	345	12	21	对开式车轮 Divided Wheel	165
42"	DW27A	850/55R42	281	335	10	23	对开式车轮 Divided Wheel	355

我们可以满足客户的个性化要求，定制任何色彩的产品
OUR PAINT SHOP ARE ABLE TO MATCH ANY COLOR ON THE INDIVIDUAL REQUEST OF OUR CLIENT.





轮辋直径 Wheel DIA.	型号 Wheel Size	匹配轮胎 Tire Size	中孔 Center Hole (mm)	分布圆 P.C.D. (mm)	螺孔数 Bolt Hole	螺栓孔径 Hole DIA. (mm)	连接方式 Connection mode	偏距 Offset (mm)
22.5"	11.75	385/65R22.5	290	330	8	17	焊接 Welding	0
	13.00	445/65R22.5						
	14.00	445/50R22.5						
	16.00	495/45R22.5						
	20.00	620/55R22.5						
26.5"	20.00	600/65R26.5	221	275	8	21	焊接 Welding	0
	24.00	750/60R26.5	152.4	203.2	8	19		-100
	28.00	800/45R26.5	281	335	10	27		50
30.5"	20.00	620/60R30.5	221	275	8	21	焊接 Welding	0
	24.00	750/50R30.5	281	335	10	27		50
	28.00	850/50R30.5						

轮辋直径 Wheel DIA.	型号 Wheel Size	匹配轮胎 Tire Size	中孔 Center Hole (mm)	分布圆 P.C.D. (mm)	螺孔数 Bolt Hole	螺栓孔径 Hole DIA. (mm)	连接方式 Connection mode	偏距 Offset (mm)
15"	9.00	10-15	102	161	6	17	焊接 Welding	15
	13.00	31×15.50-15	110	140	5	15		0
15.3"	9.00	12.0/75-15.3	117	152	6	16	焊接 Welding	7
15.5"	13	400/60-15.5	136	170	6	18	焊接 Welding	21
17"	13.00	420/55-17	140	190	6	21	焊接 Welding	0
	16.00	19.0/45-17	152.4	203.2	8	17/21		0/30
18"	9	10.5/80-18	158	205	5	17/21	焊接 Welding	0/-15/15/25
	11	12.5/80-18	161	205	6	21		0/-35
	13	15.0/70-18	221	275	8	21		0
20"	13	400/60-15.5	136	170	6	18	焊接 Welding	21



灌溉机车轮
IRRIGATION MACHINE
WHEEL

轮辋直径 Wheel DIA.	型号 Wheel Size	匹配轮胎 Tire Size	中孔 Center Hole (mm)	分布圆 P.C.D. (mm)	螺孔数 Bolt Hole	螺栓孔径 Hole DIA. (mm)	连接方式 Connection mode	偏距 Offset (mm)
24"	W8	9.5-24	152.4	204.2	8	16.7	焊接灌溉 Welding	50.8/-70/100/0
	W10	11.2-24						
	W12	13.6-24 14.9-24						
38"	W10	11.2-38	152.4	204.2	8	16.7	焊接灌溉 Welding	50.8/-70/100/0

“A” 等级原材料确保使用寿命
A Grade Steel provided
long service life



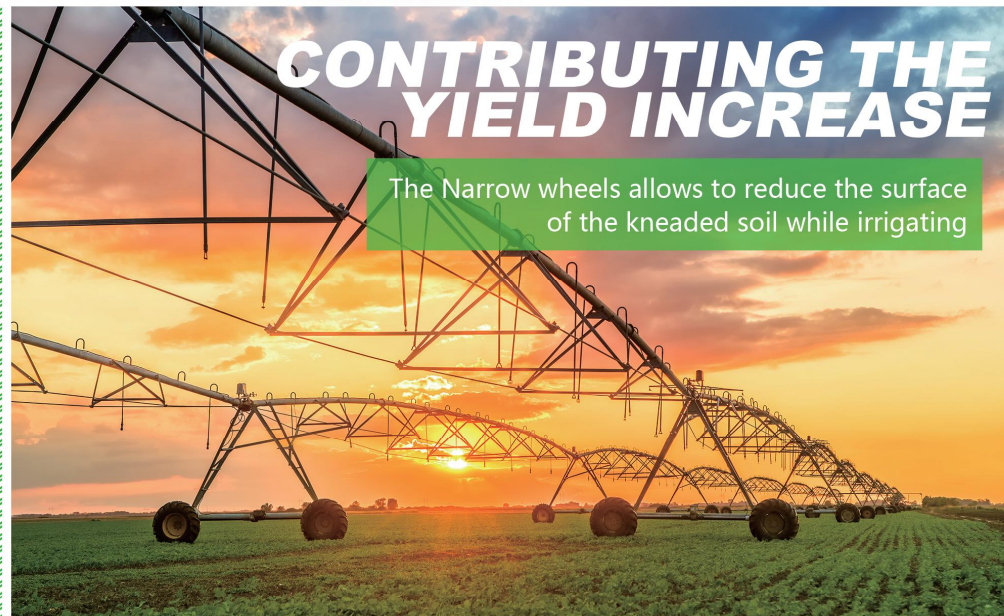
焊接精度高
Good Welding accuracy

支持客户个性化定制
Personalized Customized

热镀锌工艺提供出众的抗侵蚀能力
Hot-dip Galvanizing provide
Anti-corrosion protection

**CONTRIBUTING THE
YIELD INCREASE**

The Narrow wheels allows to reduce the surface
of the kneaded soil while irrigating



采棉机车轮
COTTON PICKER
WHEEL




FEATURES

最新的喷涂技术及
部件分批喷涂的流
程，可以提供长久
的使用时间和防侵
蚀性能。

Modern painting tech-
nique which can provid-
ing higher durability &
anti-corrosion protec-
tion for many years.



轮辋直径 Wheel DIA.	型号 Wheel Size	匹配轮胎 Tire Size	中孔 Center Hole (mm)	分布圆 P.C.D. (mm)	螺孔数 Bolt Hole	螺栓孔径 Hole DIA. (mm)	连接方式 Connection mode	偏距 Offset (mm)
28"	DW15L	440/80R28	152.4	203.2	8	17	焊接 Welding	-90
30"	DW15L	16.9-30	370	425	12	23		-80
34"	DW20A	620/75R34	281	345	12	21		165
38"	DW18L	580/70R38	281	335	10	23		388
42"	DW18L	520/85R42	460	540	12	23		355



轮辋直径 Wheel DIA.	型号 Wheel Size	匹配轮胎 Tire Size	中孔 Center Hole (mm)	分布圆 P.C.D. (mm)	螺孔数 Bolt Hole	螺孔孔径 Hole DIA. (mm)	连接方式 Connection mode	偏距 Offset (mm)
16.5"	8.25	26×12-16.5 33*15.50-16.5	201.6	241.3	9	17.5	焊接 Welding	-25.4
	9.75 12		201.6	241.3	9	17.5		-10
17.5"	6.75	240/55D17.5	203.2	161	9	16.7	焊接 Welding	-31.75
			201.6	140	9	17		-27
20"	W11	315/55D20	200	241.3	9	17.5	焊接 Welding	-5/-25.4/-49
22.5"	11.75	385/65D22.5	201.6	241.3	9	17.5	焊接 Welding	-3.2
			280.3	335	10	23		-100.5
24"	W10 W11 W12	33×12D610 36×14D610 385/65D24	201.6	241.3	9	17.5	焊接 Welding	-65
			200	241.3	9	17.5		-65.3/-51
24.5"	11.75 13 15	355/55D625 15-625 18-625	280.1	335	10	23	焊接 Welding	-9.5
			221	275	8	21		0
			200	241.3	9	17		-65.3/-69
28"	W13 W15	385/45-28 445/50D710	280.1	335	10	24	焊接 Welding	14
			271.8	305	16	17		64/14.3

CONSTRUCTION
& FORKLIFT

*表中的各部位尺寸仅供参考，具体尺寸以双方确认图样尺寸为准
*表中未列出的其他规格，可以根据客户需求进行设计

16.1"	11 14	14L-16.1 16.5-16.1	117	152	6	15	焊接 Welding	28
			152.4	203.2	8	17		10/-38.1
26"	DW20A	23.1-26LS	281	335	10	26	焊接 Welding	/
			370	425	12	27		/

农机具车轮 AGRICULTURAL WHEEL

轮辋直径 Wheel DIA.	型号 Wheel Size	匹配轮胎 Tire Size	中孔 Center Hole (mm)	分布圆 P.C.D. (mm)	螺孔数 Bolt Hole	螺栓孔径 Hole DIA. (mm)	连接方式 Connection mode	偏距 Offset (mm)
12"	7.00	23×8.50-12	/	/	/	/	焊接 Welding	/
15.5"	13.00	400/60-15.5	/	/	/	/	焊接 Welding	/
16"	5.00F 5.50F 6.00F	200/90-16 7.50-16 210/95-16	/	/	/	/	焊接 Welding	/
17"	13.00 16.00	420/55-17 500/50-17	/	/	/	/	焊接 Welding	/
22.5"	11.75 13.00 14.00 16.00 20.00 24.00	385/65-22.5 400/55-22.5 455/65-22.5 500/60-22.5 600/50-22.5 710/40-22.5	/	/	/	/	焊接 Welding	/
26.5"	20.00 24.00 28.00	600/55-26.5 710/50-26.5 800/40-26.5	/	/	/	/	焊接 Welding	/
30.5"	20.00 24.00 28.00	650/50-30.5 750/60-30.5 850/50-30.5	/	/	/	/	焊接 Welding	/

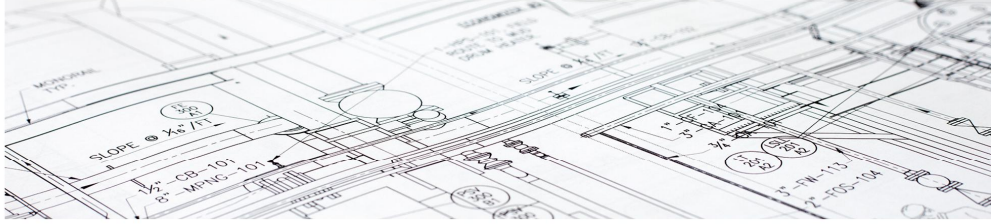
*表中未列出的其他规格，可以根据客户需求进行设计
Products can be customized according to the customer needs



植保机车轮 PLANT PROTECTION VEHICLE WHEEL

轮辋直径 Wheel DIA.	型号 Wheel Size	匹配轮胎 Tire Size	中孔 Center Hole (mm)	分布圆 P.C.D. (mm)	螺孔数 Bolt Hole	螺栓孔径 Hole DIA. (mm)	连接方式 Connection mode	偏距 Offset (mm)
38"	W10 W11 W12	270/95R38 320/85R38 340/85R38	/	/	/	/	支架 Flange 焊接 Welding	/
40"	W8	230/95R40	/	/	/	/	支架 焊接 Flange Welding	/
42"	W8 W10	230/95R42 270/95R42	/	/	/	/	支架 焊接 Flange Welding	/
44"	W8	270/95R44	/	/	/	/	支架 焊接 Flange Welding	/
46"	W10 W12 DW13	300/95R46 380/90R46 420/80R46	/	/	/	/	支架 Flange 焊接 Welding	/
48"	W8 W10 W11 W12	230/95R48 270/95R48 12.4-48 340/85R48	/	/	/	/	支架 Flange 焊接 Welding	/
50"	W12	380/90R50	/	/	/	/	支架 焊接 Flange Welding	/
52"	W10	300/95R52	/	/	/	/	支架 焊接 Flange Welding	/
54"	W10 W12	320/90R54 380/90R54	/	/	/	/	支架 焊接 Flange Welding	/




表1 以中心孔定心的车轮、轮毂装配尺寸

单位：毫米

均布螺栓孔数 No. Bolt Hole	车轮 Wheel				螺栓直径 Bolt DIA. (mm)	轮毂 Hub		主要用途 Main Application	
	D ₁	D ₂ 0 ^{+0.5}	D ₃ 0 ^{+0.5}	D ₄ min		D ₅ 0 ^{+0.2}	D ₆ max		
4	100	14	61	145	12	60.8	140	小型拖拉机、农林机械、农具 Small Tractor, AG & Forestry Machinery, AG Machinery	
		16			14				
	127	14	92.2	157.5	12	92	152		
		16			14				
5	140	14	96	185	12	95.8	180		
		16			14				
		18			16				
	205	18	158.2	255	16	158	250		收获机械 Harvesting Machinery
6	152.4	14	117.7	185	12	117.5	180		
		16			14				
		18			16				
	180	14	141	215	12	140.8	210		
16		14							
18		16							
	205	20	161	255	18	160.8	250	农林机械 AG and Forestry Machinery	
8	203.2	16	152.4	244	14	152.2	239	120马力以下拖拉机、收获、农林机械 Tractors under 120 hp, Harvesting Machinery, AG and Forestry Machinery	
		18			16				
		20			18				
	210	22	140	260	20	139.8	255		各类收获、农林机械 Harvesting machinery, AG and Forestry machinery
	230	18	180	280	16	179.8	275		80马力及以上拖拉机 Tractors up 120 hp
	275	20	221	325	18	220.8	320		
22		20							
	330	18	290.5	380	16	290.3	375	120马力及以上拖拉机 Tractors up 120 hp	
10	285.75	20	221	335	18	220.8	330	各类收获、农林机械 Harvesting machinery, AG and Forestry machinery	
		22			20				
		24			22				
335	20	281	390	18	280.8	385			
	22			20					
	24			22					
12	425	22	371	470	20	370.8	465	220马力以上拖拉机及各类收获机械 Tractors up 220 hp, Harvesting Machinery	
		24			22				

表2 以螺母座锥面定心的车轮、轮毂装配尺寸

单位：毫米

均布螺栓孔数 No. Bolt Hole	车轮 Wheel					螺栓直径 Bolt DIA. (mm)	轮毂 Hub		主要用途 Main Application
	D ₁	D ₂ 0 ^{+0.5}	d 0 ^{+0.5}	D ₃ 0 ^{+0.5}	D ₄ 0 ^{+0.5}		D ₅ 0 ^{+0.2}	D ₆ max	
4	127	14.5	18.5	92.2	157.5	12	91	152	农林机械、农具 AG & Forestry Machinery, AG Machinery
5	139.7	17	21	93	170	14	92	165	
6	152.4	14.5	18.5	117.7	185	12	116	180	
8	203.2	16.5	22	152.4	244	14	151	239	
		18.5	27			16			

注：螺母座90°锥面可在轮辐两侧或一侧成形

表3 以螺母座球面定心的车轮、轮毂装配尺寸

单位：毫米

均布螺栓孔数 No. Bolt Hole	车轮 Wheel						螺栓直径 Bolt DIA. (mm)	轮毂 Hub		主要用途 Main Application
	D ₁	D ₂ 0 ^{+0.5}	d 0 ^{+0.5}	D ₃ 0 ^{+0.5}	D ₄ 0 ^{+0.5}	SR		D ₅ 0 ^{+0.2}	D ₆ max	
4	100	18	24	60	145	14	14	59	140	农用拖车、挂车、 汽车及农具 AG Trailers, Trailers, Automobiles & AG machinery
5	139.7	18	24	96	185	14	14	95	180	
	160	18	24	109	200	14	14	109	195	
6	205	21.5	26.7	161	255	16	18	160	250	
8	203.2	32	37	139.7	257	22.4	18	138	254	
	275	27	32	221	325	18	20	220	320	
10	335	27	32	281	385	18	20	280	380	
12	425	27	32	371	470	18	22	370	465	



安全警示 SAFTY WARNING!

在操作车轮时需要格外注意，尤其是安全使用、安装、拆卸及维修的过程中。使用者应根据不同行业、国别及国际规范和规范的具体要求进行操作。

在操作前应仔细检查车轮是否存在以下可能损伤：

- * 轮辋有裂缝
- * 轮辋接触面形状不对称
- * 螺栓孔或支架因损坏、过度侵蚀导致的形变
- * 过度腐蚀或磨损
- * 多件车轮的轮圈损坏

如有以上条件，则禁止使用车轮及部件。损坏的部件应及时替换。

在组装车轮时，必须保证所有表面清洁，无铁锈和沉淀物。不要混用不同规格的部件，否则会导致扭矩失衡，表面裂纹、螺栓孔及螺栓损坏。

组装或拆卸车轮时必须由专业人员在专业的设备下进行操作。根据国家相应法规和生产商要求，选择合适的水轮和匹配的轮胎，这一点是极其重要的。错误的匹配可能导致车轮和轮胎的损坏或损毁。在车辆上拆卸车轮时，轮胎必须完全泄气。

在组装时，避免站在多件车轮的前面：损坏的部件可能会弹出伤人。

修复的车轮是严禁使用的，尤其是焊接的部位，螺栓孔，中心孔，矫正的支架。

It is important to handle wheels with maximum care, and pay special attention to its safe use, mounting, demounting and service. Users have to follow all conditions and norms according to industry, national and international regulations.

Before servicing, disc wheels have to be checked for following possible damages:

- * Cracks on the disc and/ or rim
- * Asymmetric shape of disc contact surface
- * Deformed (damage, burr, excessive corrosion etc) stud holes and flange
- * Excessive corrosion and wear
- * Damaged rings of multi-piece wheels

Using wheels/components above these conditions is strictly forbidden. Damaged parts should be replaced.

While mounting the wheel on a hub you have to ensure that all surfaces are clean, free from rust and deposits. Elements of different mounting types should not be confused, since this may result in loss of torque, disc surface cracks, bolts and studs damage, and loss of wheel.

Mounting and demounting of tire on the wheel has to be done by qualified personnel in well-equipped service points. It is crucial to match properly wheel and tire sizes. Mismatch can result in serious damages and injuries. Tires must be completely deflated before demounting wheel, or components of the wheel from the vehicle.

Avoiding standing in front of multi-piece wheels during assembly, damaged components might spring off.

Repair steel wheels is strictly prohibited, especially the welding of rims or wheels, the repair of damaged stud holes and center hole, straightening of rim flange

不仅是车轮， 我们还提供 轮胎解决方案

NOT ONLY
WHEELS

+ TIRE
SOLUTIONS

请持续关注青岛奥诺集团，为您提供一站式服务！
Please Focus on QINGDAO AONUO GROUP!